



463rd FLASH REPORT ON

Central Sector Infrastructure Projects

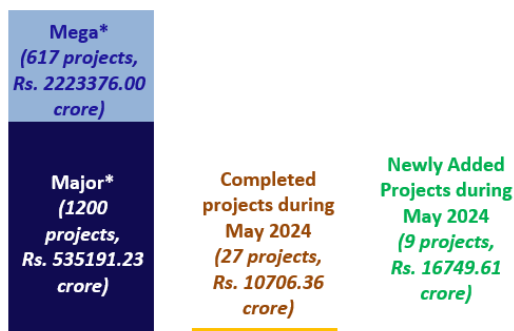
(Rs. 150 crore & above)
(Part - I)*
Synopsis

May 2024

**Refer Part-II for tables comprising detailed project listing.*

Flash Report – Central Sector Infrastructure Projects Costing Rs. 150 crore & above

Total Ongoing Projects
(1817, Rs. 2758567.23 crore)



Note: all Indicated legends are in format (Project count, Original Cost)

* Mega Project if having original cost \geq Rs. 1000 crore

* Major Project if original cost < Rs. 1000 crore

Overview

- As of 31 May 2024 - **1817 Ongoing projects**
- As of 30 April 2024 - **1838 Ongoing projects**

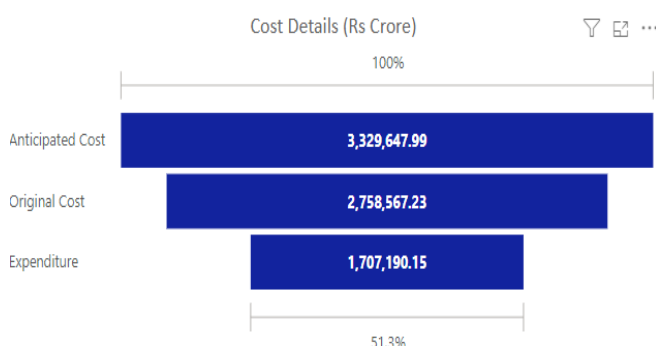
During May 2024

- 30 Projects offloaded – **27 Completed and 3 Dropped/ Frozen/ downgraded***
- 9 Projects on-boarded - **Newly added/ elevated#**

Note:

*reported Anticipated cost less than Rs. 150 crore

#reported Anticipated cost more than Rs. 150 crore

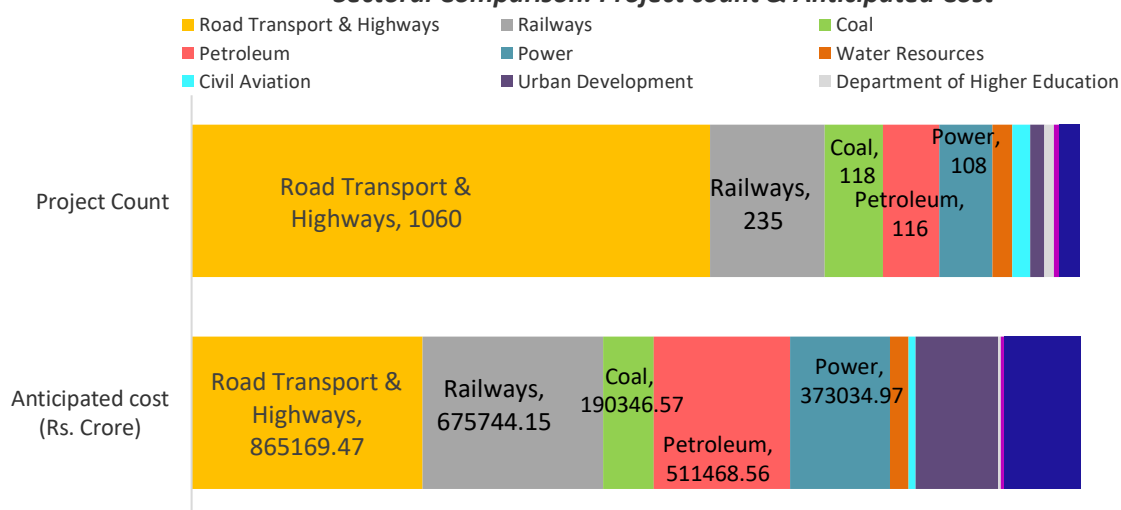


As of 31 May 2024

Total expenditure - Rs. 1,707,190.15 crore, which is

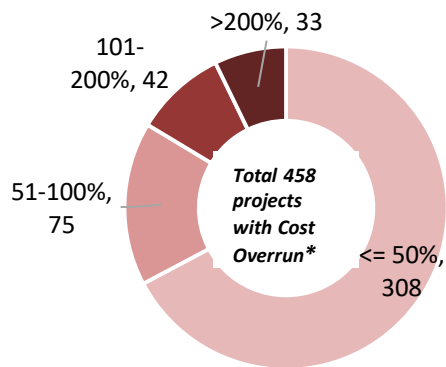
- 51.3 per cent of the total anticipated completion cost &
- 61.9 per cent of the original cost.

Sectoral Comparison: Project count & Anticipated Cost



Note: Others include Health & Family welfare, Mines, Telecommunications, Atomic energy, Home Affairs, Finance, DPIIT, DONER, Renewable Energy, Shipping & Ports, Social Justice

Extent of Cost Overrun (%) & Project count



* Anticipated cost exceeds the original sanctioned cost

Project Count distribution as per schedule



Cost overrun (COR)

- Of total 1817 ongoing projects,
 - 458 projects – **slippage with respect to Original cost** (COR- Rs. 5,71,080.76 crore and COR%- 20.70 per cent)
 - 298 projects – **slippage with respect to Latest approved cost** (COR- Rs. 2,78,233.17 crore and COR%- 9.12 per cent)
- Major 5 Sectors, as per Project count with COR

| Sector | Project Count | Project count with COR | COR * (%) |
|---------------------------|---------------|------------------------|-----------|
| Road Transport & Highways | 1060 | 211 | 26.92 |
| Railways | 235 | 137 | 130.32 |
| Coal | 118 | 8 | 27.87 |
| Petroleum | 116 | 26 | 34.68 |
| Power | 108 | 19 | 77.8 |

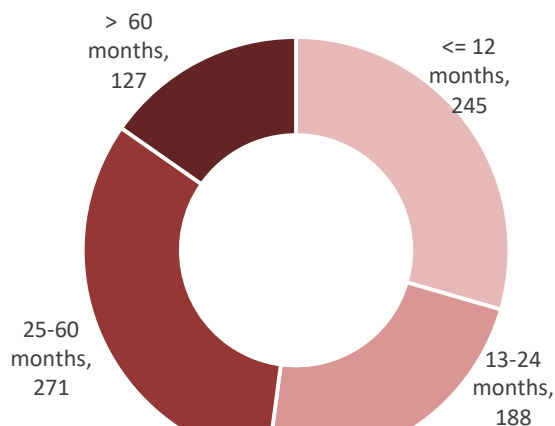
*COR(%) = (Anticipated Cost- Original Cost)*100/(Original Cost)

Time overrun (TOR)

- Of total 1817 ongoing projects,
 - 831 projects – **delayed with respect to Original date of completion**
 - 554 projects - **delayed with respect to Latest approved completion date**
- Average time overrun: 35.1 months.
- Major 5 Sectors, as per Project count with TOR

| Sector | Project Count | Project count with TOR | TOR range (months) |
|---------------------------|---------------|------------------------|--------------------|
| Road Transport & Highways | 1060 | 480 | 1-187 |
| Railways | 235 | 105 | 3-261 |
| Coal | 118 | 56 | 12-161 |
| Petroleum | 116 | 65 | 1-143 |
| Power | 108 | 43 | 2-193 |

Extent of Time Overrun (in months) & Project count



* Anticipated date is beyond the original completion date

Reasons of Cost and Time Overrun

- Land Acquisition
- Environmental clearance
- Financial issues
- Contractual/internal issues
- Manpower shortage
- Litigation issues

Cost Overrun (COR) & Time overrun (TOR)

- Of total 1817 Ongoing Projects, 287 projects have both time and cost overrun
- COR of Rs. 4,03,312.59 crore and TOR of 1-261 months
- Major 5 Sectors, as per project count with (COR & TOR)

| Sector | Project Count | Project count with TOR & COR | TOR range (months) | COR (%) |
|---------------------------|---------------|------------------------------|--------------------|---------|
| Road Transport & Highways | 1060 | 137 | 1-187 | 33.18 |
| Railways | 235 | 78 | 3-261 | 121.98 |
| Coal | 118 | 6 | 40-90 | 25.32 |
| Petroleum | 116 | 23 | 1-143 | 38.48 |
| Power | 108 | 12 | 12-193 | 94.47 |

Projects requiring examination of revised cost estimate

152 of 1817 projects - **as the expenditure has exceeded the approved (Latest approved/ Original) cost.**



Projects requiring focused attention

59 of 1817 projects – **with TOR (>50 months) and COR (>50%), contributing nearly 44.84% of the total COR and 22.32 % of the total TOR.**



Note:

This report is as of May 2024, based on the (non-exhaustive) list of projects and information as reported by Line ministries/implementing agencies on the OCMS (www.cspm.gov.in) portal latest by 8th June 2024.



Government of India
Ministry of Statistics and
Programme Implementation
Khurshid Lal Bhawan, Janpath Road, New Delhi-110001
Website: <http://www.cspm.gov.in>